

Affiliating to Norwich Netball League on ENgage

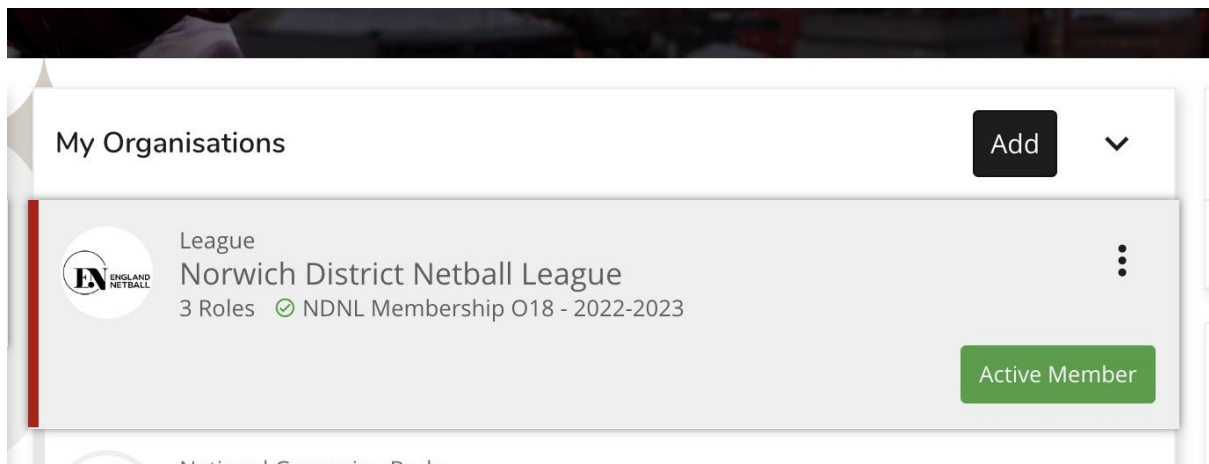
This season you need to be affiliated to the NDNL on ENgage to be able to participate in the League. Please can you go back to your teams and ensure that all your registered players have followed these below instructions.

It doesn't cost anything to do and takes a few minutes.

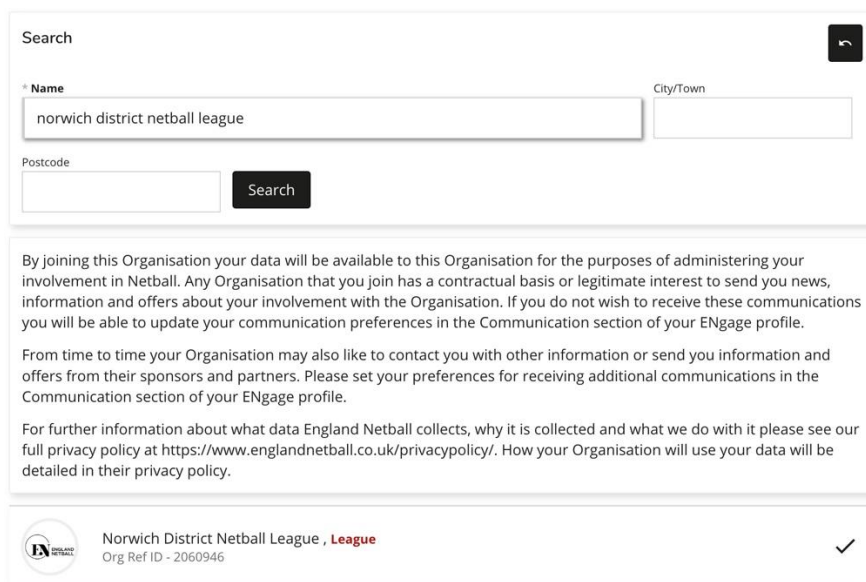
Step 1 - Log onto Engage

Step 2 – On the Dashboard page you'll see a box called 'My Organisations'

Step 3 – Click Add

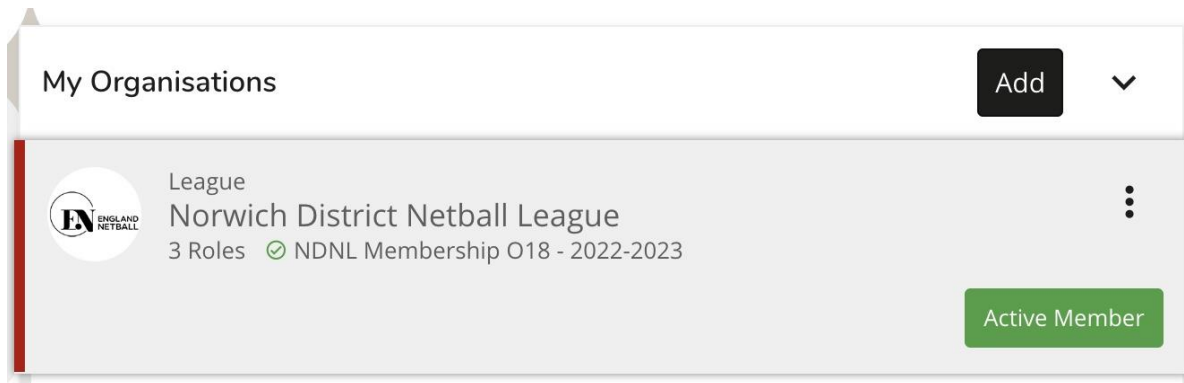


Step 4 – Search for Norwich District Netball League in the filter called 'Name'. Once located click on the results and it'll be added to your organisations

A screenshot of the search interface for organisations. At the top is a 'Search' header with a magnifying glass icon. Below it are three input fields: 'Name' (containing 'norwich district netball league'), 'City/Town', and 'Postcode'. A dark 'Search' button is positioned below the 'Postcode' field. Below the search fields is a block of text providing information about data collection and communication preferences. At the bottom, there is a list of search results, with the first one being 'Norwich District Netball League, League' with 'Org Ref ID - 2060946' and a checkmark icon.

Step 5 – Go back to your dashboard and ‘Norwich District Netball League’ will now appear under your organisations. Click ‘Buy Membership’ choosing the appropriate choice for your player (under 18 / Over 18) and season 22-23.

Step 6 – Go to your basket and purchase, it should be £0.00 and go straight through. It will then appear on your organisations as an Active Member



This will enable to League to confirm your registration and affiliation and avoid risk of fines for playing unregistered/affiliated players and help speed up registering any new members to your team

We thank and appreciate you assistance on this matter